


Wall-mounted type

Designer Series

High Spec & Design



High energy saving

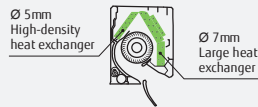
Top class high efficiency is achieved by high efficient lambda heat exchanger, large cross flow fan and new refrigerant.

Rank **A+++** SEER **9.2** SCOP **5.2**

*1: 07, 09, 12 models *2: 07, 09 models

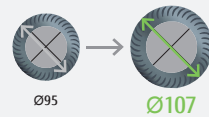
Hybrid-heat exchanger

The large hybrid heat exchanger has greatly improved the heat exchange efficiency to achieve top-level SEER and SCOP.



Ø107 Large cross-flow fan

The large-diameter fan generates air volume efficiently even at reduced power.



Human sensor

The Human sensor monitors the movements of people in a room and operates the air conditioner at a lower capacity when people leave the room. When people come back to the room, it automatically returns to the previous operating mode.



Comfortable airflow & Quiet operation

The large louver and the new air-blowing structure create a comfortable air flow that spreads all the way down to the user's feet with quiet operation.

19 dB(A)
(07/09/12 models)
Cooling only

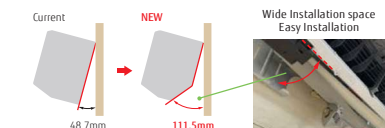
Smart Device control (Option)

With the optional WLAN adapter installed in the air conditioner, you can control it from anywhere with your smart device. WLAN adapter can be installed easily without specialized installation work.



Easy access to the flare pipe connection

Installation when left outlet piping is easier by removable under cover of the indoor unit chassis. Installation when center outlet piping is easier by design change of wall hook bracket.



Model: ASYG07KGTE/ASYG09KGTE/ASYG12KGTE/ASYG14KGTE



Specifications

Model name	Indoor unit		ASYG07KGTE	ASYG09KGTE	ASYG12KGTE	ASYG14KGTE
	Outdoor unit		AOYG07KGCA	AOYG09KGCA	AOYG12KGCA	AOYG14KGCA
Power Source			Single phase, ~230 V, 50 Hz			
Capacity	Cooling	kW	2.0 (0.9-3.2)	2.5 (0.9-3.4)	3.4 (0.9-4.1)	4.2 (0.9-4.5)
	Heating	kW	2.5 (0.9-5.2)	2.8 (0.9-5.4)	4.0 (0.9-6.1)	5.4 (0.9-6.4)
Input Power	Cooling/Heating	kW	0.400/0.500	0.555/0.560	0.805/0.910	1.175/1.350
			5.00	4.50	4.22	3.57
EER	Cooling		5.00	5.00	4.40	4.00
	Heating	W/W	5.00	5.00	4.40	4.00
Pdesign	Cooling/Heating (-10°C)	kW	2.0/2.3	2.5/2.4	3.4/2.5	4.2/4.0
			9.20	9.20	9.20	8.40
SEER	Cooling		5.20	5.20	5.10	4.50
	Heating (Average)	W/W	5.20	5.20	5.10	4.50
Energy Efficiency Class	Cooling		A+++	A+++	A+++	A++
	Heating (Average)		A+++	A+++	A+++	A+
Max. Operating Current	Cooling/Heating	A	6.5/9.0	6.5/9.0	6.5/9.0	9.0/10.5
			82	103	140	207
Annual Energy Consumption	Cooling	kWh/a	628	658	685	1,298
	Heating		1.0	1.3	1.8	2.1
Moisture Removal	Indoor (Cooling)	l/h	38/33/29/19	40/34/29/19	40/35/30/19	43/36/30/20
	Indoor (Heating)	H/M/L/Q	41/35/31/21	42/36/31/21	42/38/33/21	44/39/33/24
Sound Pressure Level	Outdoor (Cooling/Heating)	High	46/46	46/48	50/50	50/50
	Indoor (Cooling/Heating)	High	54/56	55/57	56/58	57/59
Sound Power Level	Outdoor (Cooling/Heating)	High	61/62	61/63	65/66	65/66
	Indoor/Outdoor (Cooling)	High	65/01.610	70/01.610	70/01.680	77/01.680
Airflow Rate	Indoor/Outdoor (Heating)	High	72/01.560	75/01.610	77/01.580	80/01.580
			270 × 834 × 215	270 × 834 × 215	270 × 834 × 215	270 × 834 × 215
Net Dimensions H × W × D	Indoor	mm	270 × 834 × 215	270 × 834 × 215	270 × 834 × 215	270 × 834 × 215
	Outdoor	mm	542 × 799 × 290	542 × 799 × 290	542 × 799 × 290	542 × 799 × 290
Weight	Indoor	kg (lbs)	10 (22)	10 (22)	10 (22)	10 (22)
	Outdoor	kg (lbs)	30 (66)	30 (66)	31 (68)	32 (71)
Connection Pipe Diameter (Liquid/Gas)		mm	6.35/9.52			
	Drain Hose Diameter (I.D./O.D.)		11.8/15.0 to 16.8			
Max. Pipe Length (Pre-Charge)		m	20 (15)			
	Max. Height Difference		15			
Operating Range	Cooling	°CDB	-10 to 46			
	Heating		-15 to 24			
Refrigerant	Type (Global Warming Potential)		R32 (675)			
	Charge	kg (CO2eq-T)	0.75 (0.506)	0.75 (0.506)	0.85 (0.574)	0.85 (0.574)

Optional parts

* For optional parts compatibility of Intesis devices, please refer to the optional parts compatibility list page G-046.

Compact wired remote controller:	UTY-RCRY21	External switch controller:	UTY-TERX	Network Converter for single split (DC power supply type):	UTY-VTGX
Wired remote controller (touch panel):	UTY-RNRYZ5	WLAN adapter:	UTY-TFSXF2	Network Converter for single split (AC power supply type):	UTY-VTGXV
Wired remote controller:	UTY-RLRY	Communication kit:	UTY-TWRXZ2	Silver ion filter:	UTR-FA16-5
Simple remote controller (without operation mode):	UTY-RHRY	External input and output PCB:	UTY-XCSXZ2		
Simple remote controller:	UTY-RSRY	External connect kit:	UTY-XWZX		

Dimensions

(Unit: mm)

