

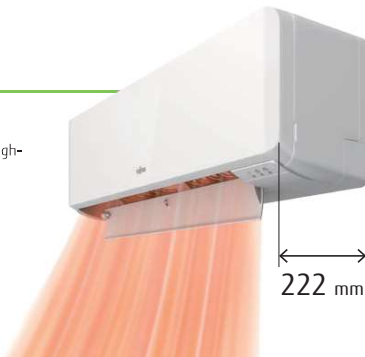
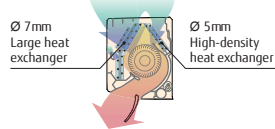
**NEW**  
**Wall-mounted type**  
Standard Series  
High-Efficiency & Comfort



**Slim & stylish square design**

The slim and stylish square design of this indoor unit is realized by using a high-density, multipath heat exchanger and a high-efficiency wind blower.

**Hybrid-heat exchanger**



**High energy saving**

High-efficiency has been achieved by the lambda heat exchanger, large cross-flow fan, and the new refrigerant.

Rank <sup>+</sup>1  
Cooling **A++**  
Heating **A+**

SEER <sup>+</sup>1 **7.4**

SCOP <sup>+</sup>2 **4.4**

\*1: 07/09 models    \*2: 12 model

**Comfortable airflow & Quiet operation**

The large louver and the new air-blowing structure create a comfortable air flow that spreads all the way down to the user's feet with quiet operation.



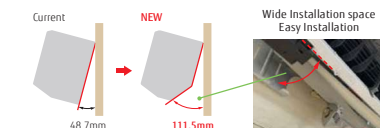
**Smart Device control (Option)**

With the optional WLAN adapter installed in the air conditioner, you can control it from anywhere with your smart device. WLAN adapter can be installed easily without specialized installation work.



**Easy access to the flare pipe connection**

Installation when left outlet piping is easier by removable under cover of the indoor unit chassis. Installation when center outlet piping is easier by design change of wall hook bracket.



Model: ASYG07KMCE/ASYG09KMCE/ASYG12KMCE/ASYG14KMCE



**Specifications**

Model name	Indoor unit		ASYG07KMCE	ASYG09KMCE	ASYG12KMCE	ASYG14KMCE
	Outdoor unit		AOYG07KMCC	AOYG09KMCC	AOYG12KMCC	AOYG14KMCC
Power Source			Single phase, ~230 V, 50 Hz			
Capacity	Cooling	kW	2.0 (0.9-3.0)	2.5 (0.9-3.2)	3.4 (0.9-3.9)	4.2 (0.9-4.4)
	Heating	kW	2.5 (0.9-3.4)	2.8 (0.9-4.0)	4.0 (0.9-5.3)	5.4 (0.9-6.0)
Input Power	Cooling/Heating	kW	0.450/0.555	0.630/0.620	0.935/0.960	1.220/1.410
			4.43	3.97	3.65	3.44
EER	Cooling		4.52	4.52	4.17	3.83
	Heating	W/W	2.0/2.3	2.5/2.4	3.4/2.5	4.2/4.0
Pdesign	Cooling/Heating (-10°C)	kW	2.0/2.3	2.5/2.4	3.4/2.5	4.2/4.0
			7.40	7.40	7.30	6.90
SEER	Cooling	W/W	4.10	4.10	4.40	4.10
	Heating (Average)		A++	A++	A++	A++
Energy Efficiency Class	Cooling		A+	A+	A+	A+
	Heating (Average)		A	A	A	A
Max. Operating Current	Cooling/Heating	A	6.5/9.0	6.5/9.0	6.5/9.0	6.5/9.0
			95	118	163	213
Annual Energy Consumption	Cooling	kWh/a	785	819	795	1367
	Heating		1.0	1.3	1.8	2.1
Moisture Removal	Indoor (Cooling)	l/h	38/33/29/20	40/34/29/20	40/35/30/20	43/36/30/20
	Indoor (Heating)	H/M/L/Q	41/35/31/22	42/36/31/22	42/38/31/22	44/39/33/24
Sound Pressure Level	Outdoor (Cooling/Heating)	High	46/46	46/46	50/50	50/50
	Indoor (Cooling/Heating)	High	54/56	55/57	55/58	57/59
Sound Power Level	Outdoor (Cooling/Heating)	High	61/61	61/62	65/65	65/66
	Indoor/Outdoor (Cooling)	High	650/1,650	700/1,650	700/1,700	770/1,680
Airflow Rate	Indoor/Outdoor (Heating)	High	720/1,450	750/1,450	780/1,470	820/1,580
		m <sup>3</sup> /h	270 × 834 × 222	270 × 834 × 222	270 × 834 × 222	270 × 834 × 222
Net Dimensions	Indoor	mm	541 × 663 × 290	541 × 663 × 290	541 × 663 × 290	542 × 799 × 290
	Outdoor	mm	10 (22)	10 (22)	10 (22)	10 (22)
Weight	Indoor	kg (lbs)	22 (49)	22 (49)	24 (53)	31 (68)
	Outdoor	kg (lbs)	6.35/9.52	6.35/9.52	6.35/9.52	6.35/9.52
Connection Pipe Diameter (Liquid/Gas)		mm	11.8/15.0 to 16.8	11.8/15.0 to 16.8	11.8/15.0 to 16.8	11.8/15.0 to 16.8
Drain Hose Diameter (I.D./O.D.)		mm	20 (15)	20 (15)	20 (15)	20 (15)
Max. Pipe Length (Pre-Charge)		m	15	15	15	15
Max. Height Difference			-10 to 46	-10 to 48	-10 to 46	-10 to 46
Operating Range	Cooling	°CDB	-15 to 24	-15 to 24	-15 to 24	-15 to 24
	Heating		R32 (675)	R32 (675)	R32 (675)	R32 (675)
Refrigerant	Type (Global Warming Potential)		0.6 (0.405)	0.6 (0.405)	0.7 (0.473)	0.85 (0.574)
	Charge	kg (CO2eq-1)				

**Optional parts**

\* For optional parts compatibility of Intesis devices, refer to the optional parts compatibility list Page G-046.

Compact wired remote controller:	UTY-RCRY21	Communication kit:	UTY-FWRX22	Network Converter for single split (DC power supply type):	UTY-VTGX
Wired remote controller (touch panel):	UTY-RNRV25	External input and output PCB:	UTY-XCSX22	Network Converter for single split (AC power supply type):	UTY-VTGVX
Wired remote controller:	UTY-RLRY	External connect kit:	UTY-XWZX25	Silver Ion filter:	UTR-FA16-5
Simple remote controller (without operation mode):	UTY-RHRY	External switch controller:	UTY-TERX		
Simple remote controller:	UTY-RSRY	WLAN adapter:	UTY-TFSXF2		

**Dimensions**

(Unit: mm)

